



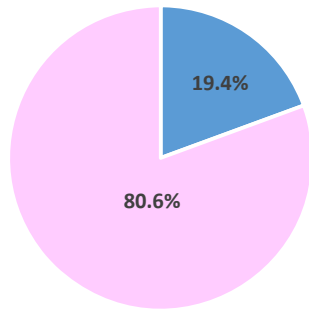
2019 Campus Climate Report:  
South Louisiana Community College

# Demographics

South Louisiana Community College (n= 255 respondents)

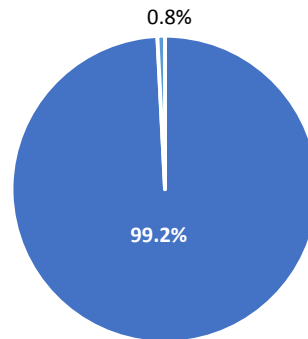
NOTE: Percentages are based only on the number of students who answered that question.

Gender of Respondents



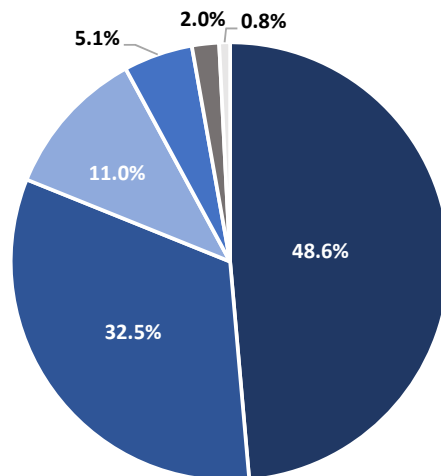
■ Male ■ Female

Residency of Respondents



■ Domestic - In-state ■ Domestic - Out of state

Classification of Respondents



■ Freshman ■ Sophomore  
■ Junior ■ Senior  
■ Graduate Student ■ Professional Student

# Campus Climate

---

	South Louisiana Community College	
	n	%
Students who believe their institution cares about their personal safety.	239	94.1%
Students who believe sexual violence is <i>not</i> a problem at their institution	222	87.7%
Students who believe their institution would handle the report of sexual assault fairly	231	91.7%
Students who believe the accused person, or their friends, would retaliate against the person reporting	108	43.0%
Students who believe they would know how to report a sexual assault	166	65.6%
Students who believe they know where to go to get help at their institution if they were sexually assaulted	174	68.5%
Students who binge drink	57	27.8%
Students who observed another student being led away for sex under the influence of drugs and/or alcohol	16	6.3%
Students who observed another student slipping extra alcohol and/or drugs into drinks of another student	8	3.1%

Note: The very small numbers in some of the cells suggests caution in interpreting these findings.

# Victimization

---

	South Louisiana Community College	
	n	%
Students who experienced: Verbal Bullying	41	16.1%
Students who experienced: Bullying via Social Media	21	8.2%
Students who experienced: Physical Bullying	15	5.9%
Students who experienced: Sexual Harassment	54	21.3%
Students who experienced: Stalking	35	13.8%
Students who experienced: Physical Intimate Partner Violence	13	7.8%
Students who experienced: Psychological Intimate Partner Abuse	35	21.1%
Students who experienced: Reproductive Coercion	10	6.6%

Note: The very small numbers in some of the cells suggests caution in interpreting these findings.

# Sexual Assault

	South Louisiana Community College	
	n of Sexual Assault	% of Sexual Assault
All Students (N = 252)	10	6.6%
Male (n = 49)	1	2.0%
Female (n = 203)	8	3.9%
Location of Sexual Assault	n= 10	%
On campus housing	1	10.0%
Other on-campus location	2	20.0%
Off campus	7	70.0%
Sexual assault perpetrator by affiliation to college	n= 10	%
College student as perpetrator	3	30.0%
College employee as perpetrator	1	10.0%
Perpetrator not affiliated with college	6	60.0%

Note: The very small numbers in some of the cells suggests caution in interpreting these findings.